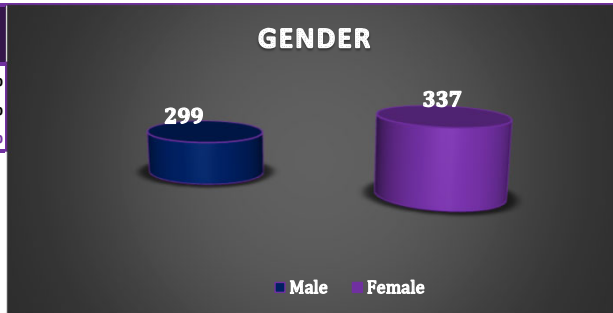


Fall 2023 Snapshot Data

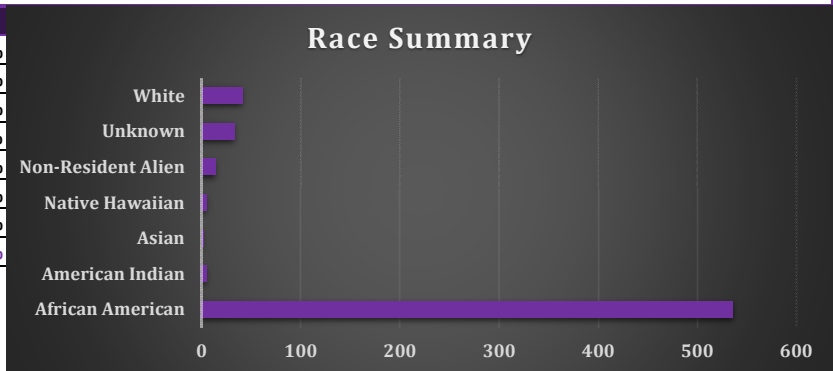
Gender Summary

Gender	N of Students	% of Students
Male	299	47%
Female	337	53%
Total	636	100%



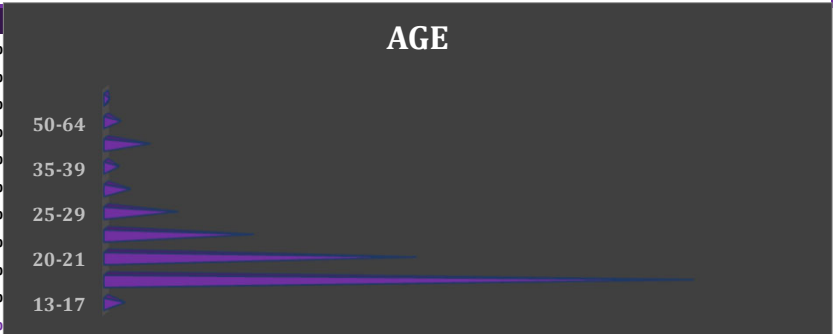
Race Summary

Race	Total	%
African American	536	84%
American Indian	5	1%
Asian	2	0%
Native Hawaiian	5	1%
Non-Resident Alien	14	2%
Unknown	33	5%
White	41	6%
Total	636	100%



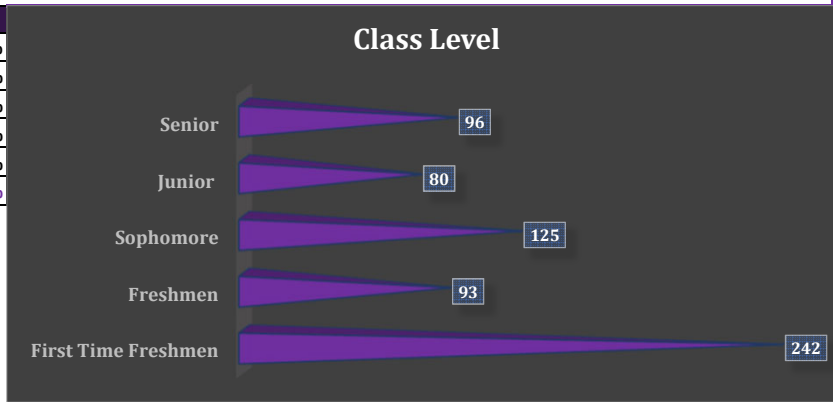
Age Summary

Age Range	Total	%
13-17	10	2%
18-19	301	47%
20-21	159	25%
22-24	76	12%
25-29	37	6%
30-34	13	2%
35-39	7	1%
40-49	23	4%
50-64	8	1%
>64	2	0%
Total	636	100%

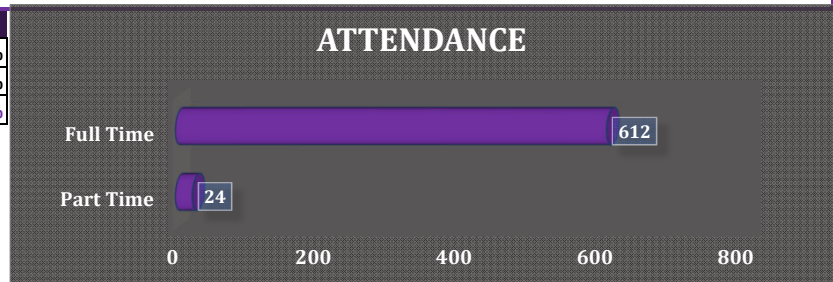


Fall 2023 Snapshot Data

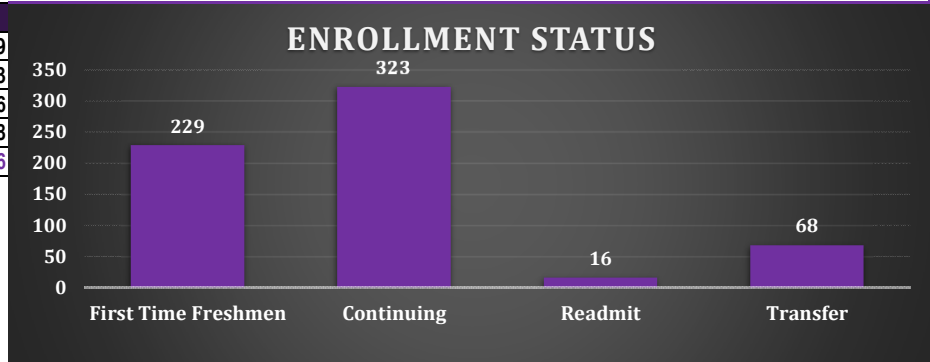
Classification Levels		
Classification	Total	%
First Time Freshmen	242	38%
Freshmen	93	15%
Sophomore	125	20%
Junior	80	13%
Senior	96	15%
Total	636	100%



Attendance Status		
Status	Total	%
Part Time	24	4%
Full Time	612	96%
Total	636	100%



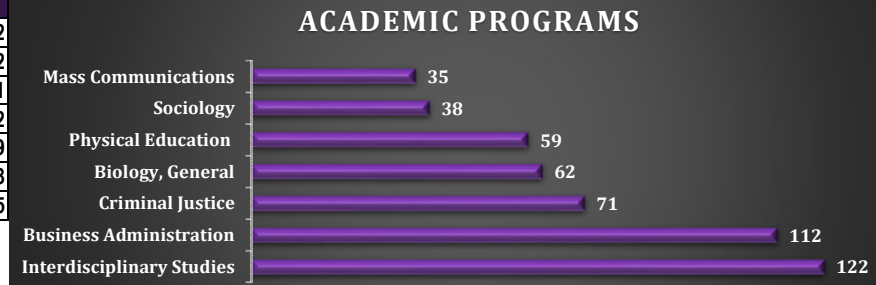
Enrollment Status	
Status	Total
First Time Freshmen	229
Continuing	323
Readmit	16
Transfer	68
Total	636



Fall 2023 Snapshot Data

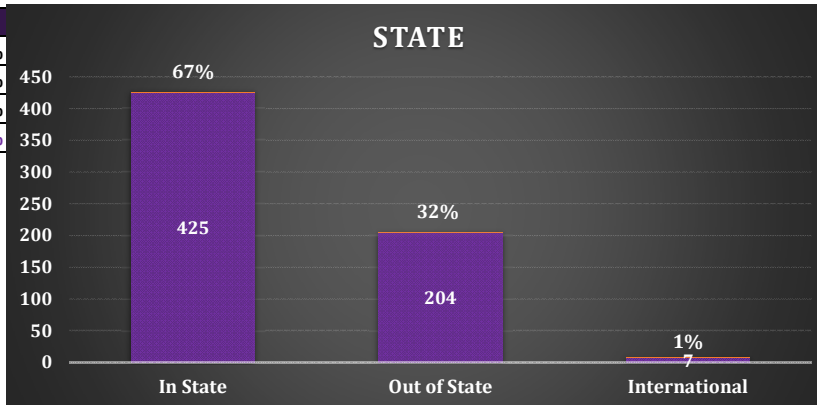
Fall 2023 Top 7 Academic Programs

Program	N
Interdisciplinary Studies	122
Business Administration	112
Criminal Justice	71
Biology, General	62
Physical Education	59
Sociology	38
Mass Communications	35



Geographic Origin State

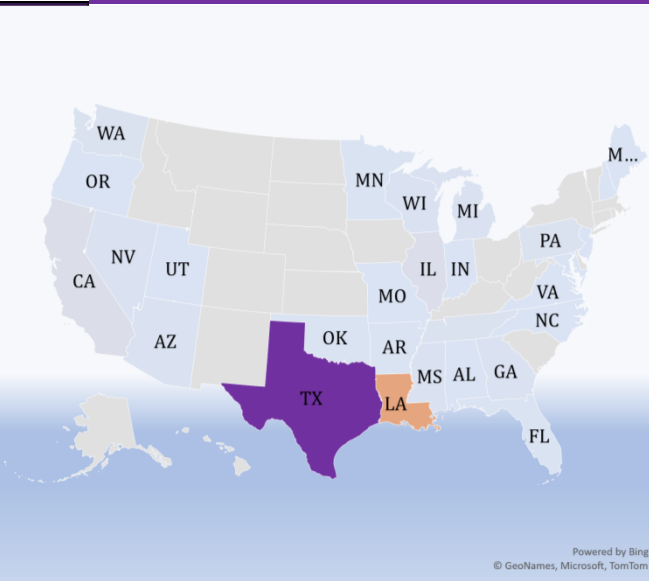
State	Total	%
In State	425	67%
Out of State	204	32%
International	7	1%
Total	636	100%



Fall 2023 Snapshot Data

State by Count

State	N
AL	1
AR	2
AZ	3
CA	13
DC	2
FL	2
GA	3
IL	11
IN	1
LA	128
MD	1
ME	1
MI	3
MN	2
MO	1
MS	3
NC	1
NH	1
NJ	1
NV	3
OK	2
OR	1
PA	4
TN	5
TX	425
UT	1
VA	1
WA	4
WI	3
Total	629



Foreign Countries

Country	N
BAHAMAS	2
GUATEMALA	1
JAPAN	1
KENYA	2
TRINIDAD AND TOBAGO	1
Total	7

Zip Codes

Top Feeder Zip Codes	N
75670	23
75672	19
71202	12
71118	12
71107	11

10.15.2023